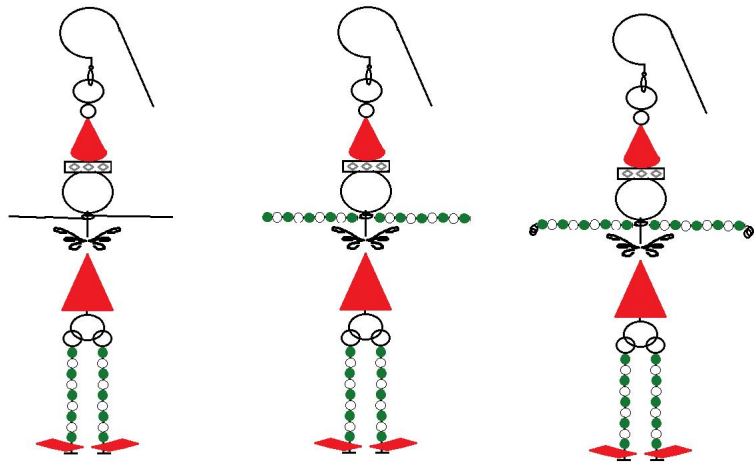
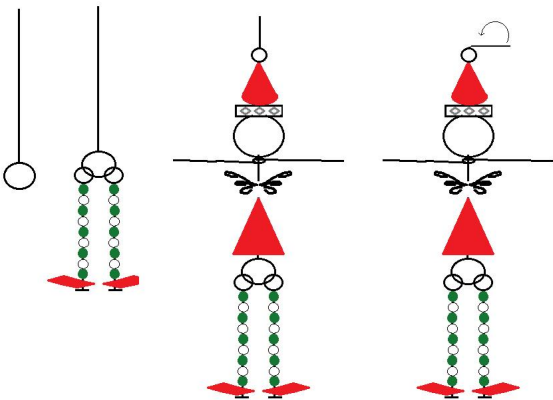
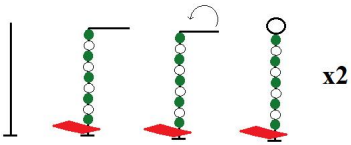
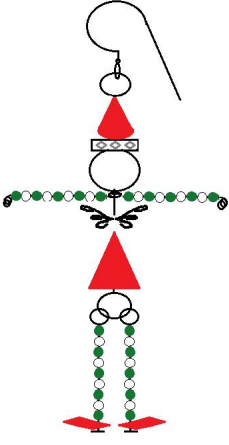


Cutest Elf Earrings

by McBead Creations
(C) 2019





Make first:
On 1" head pins (x2)
 Magatama "dagger" bead
 (pointed upwards)
 size 10/0 seed beads, green & white

On 2" Eye Pin:
 (start at the bottom with flower)

starting from the bottom with:

- 13mm bell flower
- metal wing bead
- wired arms
- 6mm pearl (face)
- 6mm rhinestone rondelle
- 7x5mm drop (hat)

Arms:
 Wrap middle of 3" piece of 24 ga wire around 2" eye pin above wing bead. Feed on 9 size 10/0 seed beads on left wire. Leave 1.5cm of wire at the end and make a double-loop with round-nosed pliers. Repeat for right arm.